


Lower KS2 History Home Learning w/b 01.06.20



# World Explorers

## Introduction to World Explorers



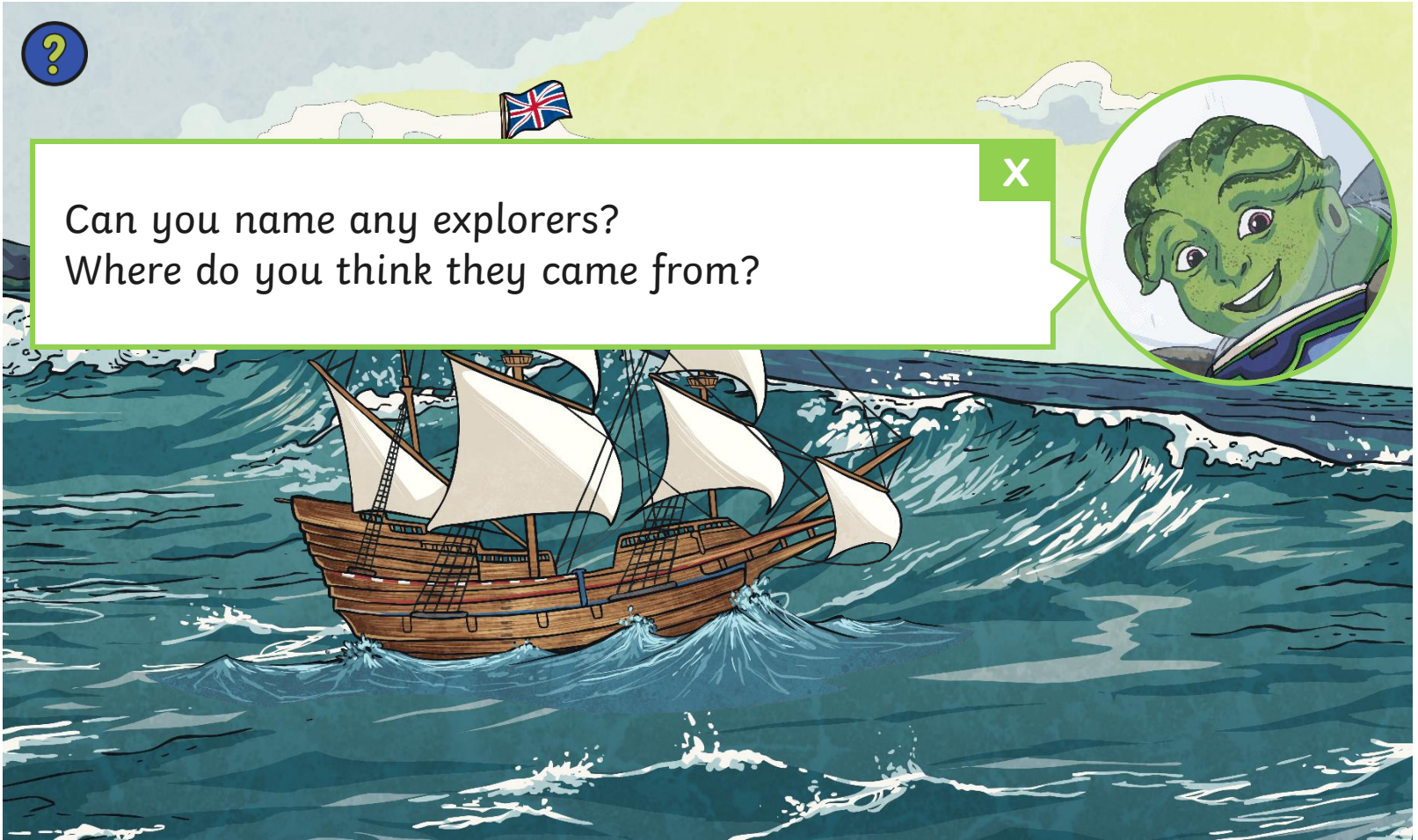
# Age of Discovery



# Age of Discovery



Can you name any explorers?  
Where do you think they came from?




# The World Explorers



More often than not, the world explorers were wealthy men from Europe.  
Many explorers, traders and navigators set out to discover new lands.  
while others would be forgotten and disappear from the pages of history.  
Some would become famous...



# The World Explorers

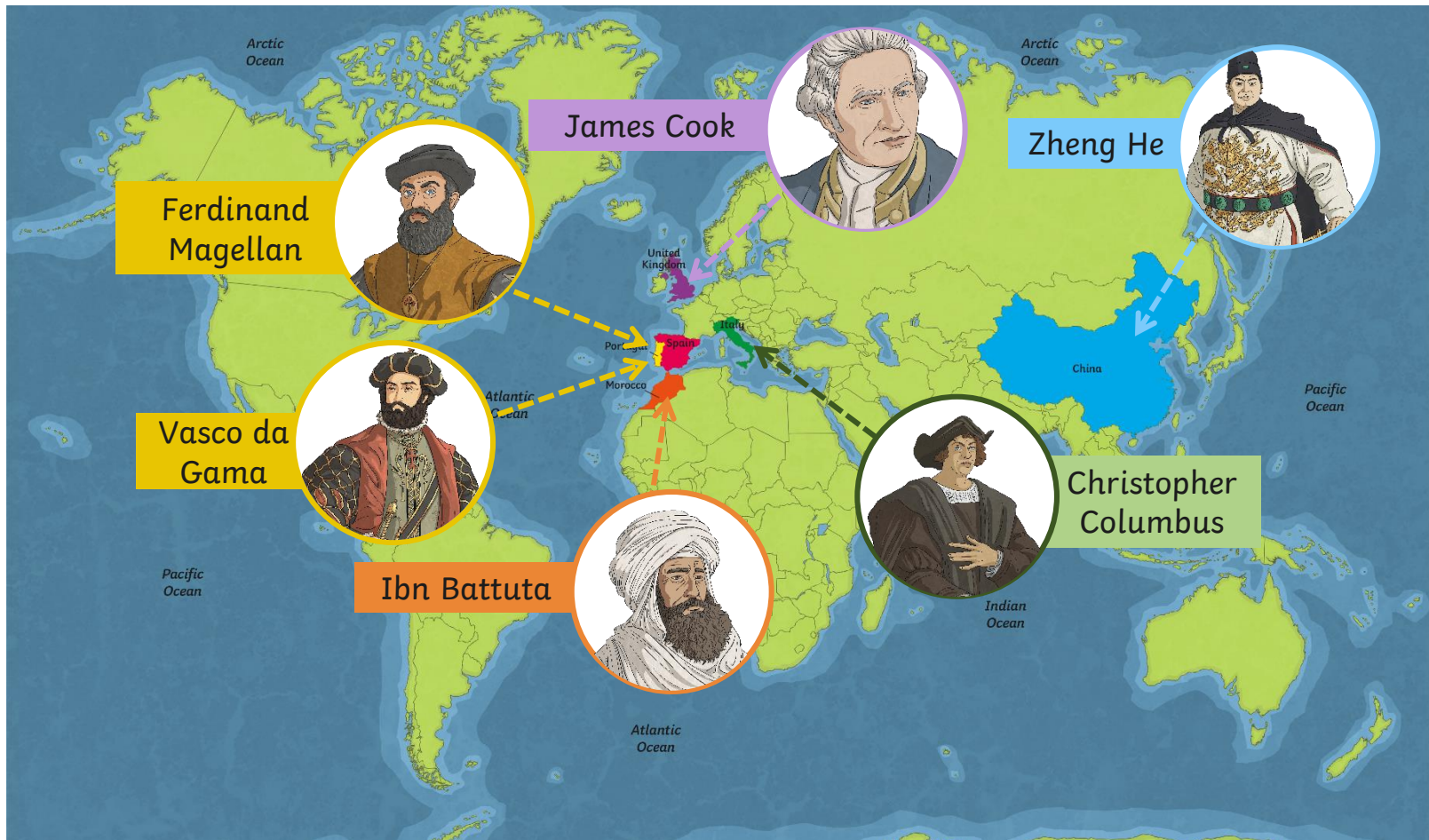



In this lesson, you will come across the names of 6 famous explorers.

1. Ibn Battuta
2. Zheng He
3. Christopher Columbus
4. Ferdinand Magellan
5. Vasco da Gama
6. James Cook



# The World Explorers



# The World Explorers



Work on your own to complete the Introduction to **World Explorers Map Activity Sheet**.

## Introduction to World Explorers Map

To name the key countries and people that explored and colonised the world.

World explorers came from all parts of the world. Many, however, did not explore for their home country. Often, they were hired for their talents and skills by kings and queens of other countries.



X

Can you name the world explorers and the countries they came from?



# The Motivations



Exploration was very dangerous and many died.

The main motivations for exploration were **gold**, **God** and **glory**.





# The Motivations Gold



Explorers could become incredibly wealthy.



Some might trade goods with people in the new lands they discovered. For example, spices, ivory and slaves were traded.



Others might be rewarded by the king or queen for their efforts with money or land on their return home.



Others might steal from the people they met, taking treasures or other items of great value.

# The Motivations God



Christianity was the dominant religion in Europe during the Age of Discovery.



To spread the word of God was considered an important way of showing your faith.



In other parts of the world, like Africa and Asia, explorers set out to spread Islam to new lands.




Interactions between the two religions were not always peaceful.

# The Motivations Glory



Explorers could become very famous.



Successful explorers would be treated like celebrities on their return home.

People from all walks of life would want to hear about your adventures in far-off lands.


# The Motivations



Now work with your partner to complete the **Gold, God and Glory Activity Sheet**.

## Introduction to World Explorers Gold, God and Glory

All world explorers were motivated by three reasons: gold, God and



X

Have a look at the Resource 1 sheet. Read what the explorers said and write their motivation using what you have just learned.




Hello there, I will become a celebrity when I return to




Good day! I have great debts at home. When my journey is

# What Do You Know About World Exploration?



## Colonisation vs. Exploration

When learning about explorers, it is important to understand the difference between **colonisation** and **exploration**.




**Colonisation:** Settlers leaving one country and establishing a colony in a new land.



**Exploration:** Visiting a new land and then departing again.

# What Do You Know About World Exploration?



## Types of Explorers

There were three types of explorers: traders, navigators and explorers.



**Navigator:** Someone who is an expert in using navigational tools to explore the world.

**Explorer:** Someone who sets out to discover new or unfamiliar lands.

**Trader:** Someone who sets out to buy and sell goods.



### Did You Know...?

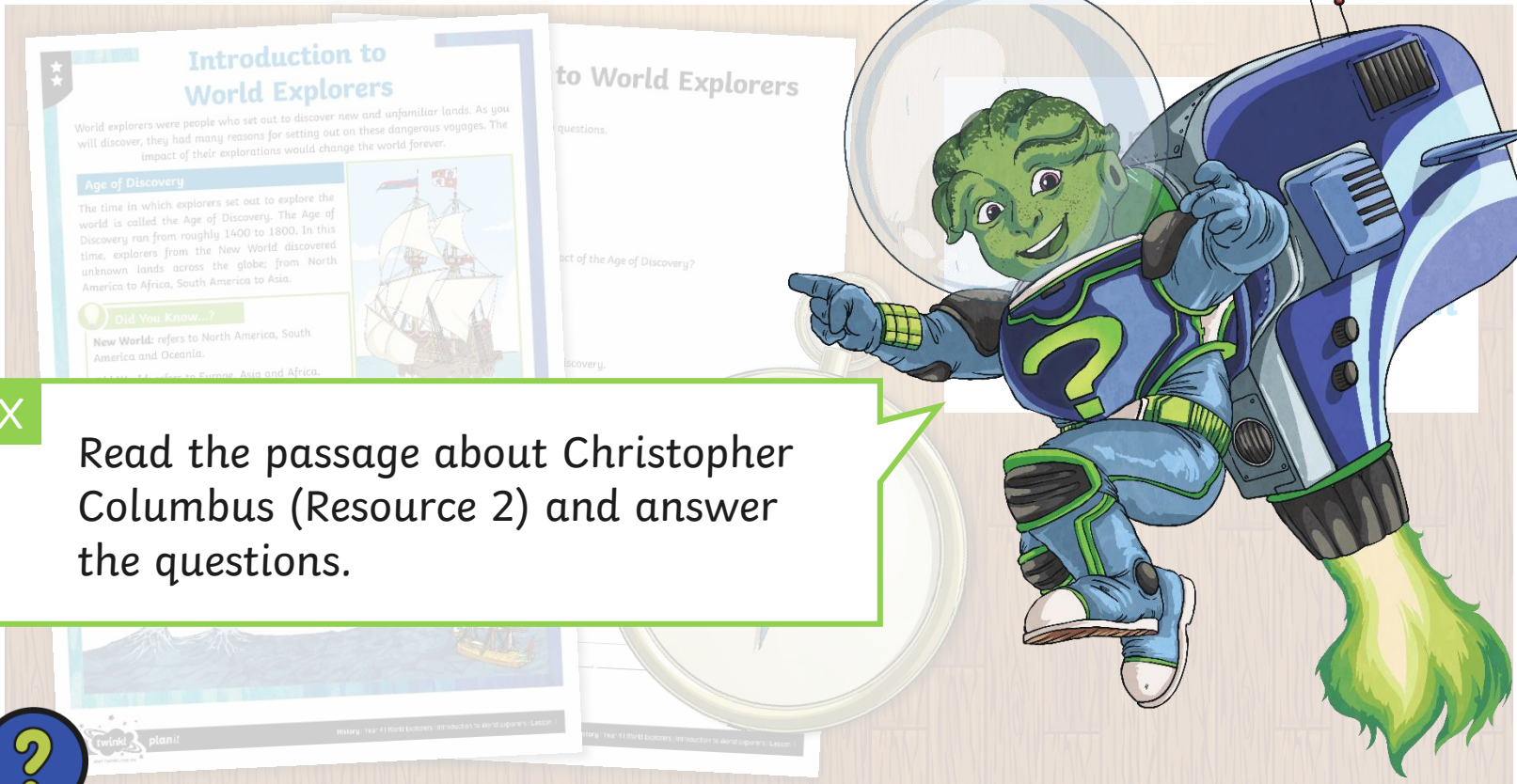
Navigational tools included the compass, octant and astrolabe.



# What Do You Know About World Exploration?



Let's consolidate what we have learnt about world explorers today.



X

Read the passage about Christopher Columbus (Resource 2) and answer the questions.





twinkl